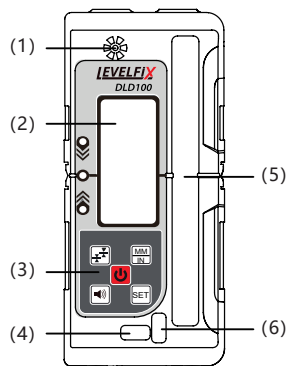
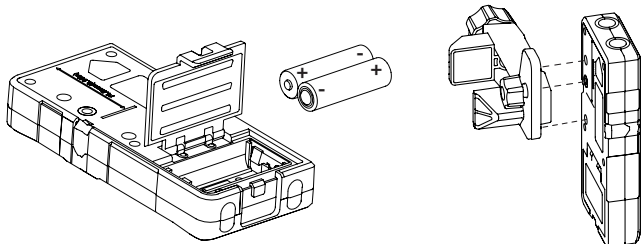
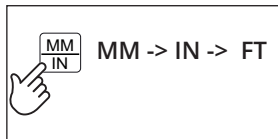
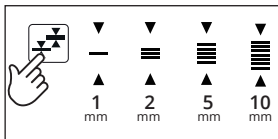
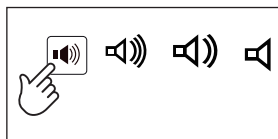
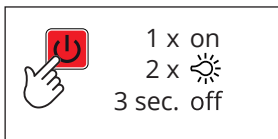


X Receiver DLD100GR



1. Buzzer
2. Display
3. Key pad
4. Horizontal vial
5. Detection window
6. Vertical vial

- On/Off
- Unit
- Buzzer volume
- Zero setting
- Accuracy



! USER MANUAL CAN BE DOWNLOADED AT:
www.levelfixinstruments.com/downloads



LEVELFIX
 LASER INSTRUMENTS

This instrument is powered by
Connect
 The smart connection with your mobile device



Instructions - Instructies - Instructies:

- Download the Levelfix connect app and read the user manual before you use the instrument.
- Download the Levelfix connect app en lees de gebruiksaanwijzing voor u het instrument in gebruik neemt.
- Téléchargez l'application Levelfix connect et lisez le manuel d'utilisation avant d'utiliser l'instrument.
- Always check the accuracy of the instrument before carrying out any substantial work.
- Controleer altijd de nauwkeurigheid van het instrument voor het begin van uw werkzaamheden.
- Vérifiez toujours la précision de l'instrument avant début de votre travail.

Safety:

Carefully read the Safety instructions and product manual before using the product. The person responsible for the instrument must ensure that all users understand and adhere to these instructions.

Caution:

While the instrument is in operation, be careful not to expose eyes to the emitting laser beam. Exposure to a laser beam for an extended time may be hazardous to the eyes.



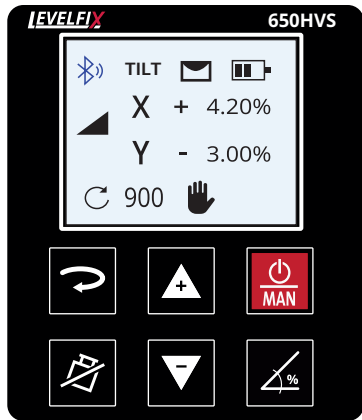
1. Vertical beam
2. Horizontal beam
3. Keypad
4. Battery

5. Charging jack
6. Alignment sight
7. Digital display
8. 5/8" connection

WWW.LEVELFIXINSTRUMENTS.COM
 INNOVATIVE - ACCURATE - DURABLE - 4 YEARS WARRANTY

QUICK GUIDE

X Keypad - LED



- On-Off/Manual
- TILT On-Off
- Rotation speed
- Slope On-Off X or Y slope
- Slope Up Vert. beam left
- Slope Down Vert. beam right

Bluetooth connection Rotating speed

TILT On Manual On

TILT Activated (shock) Out of Level!

Leveling Vertical alignment

Battery power X Slope setting X axis
Y Slope setting Y axis

X Auto/Manual mode

- Man. mode
- Auto. mode

X TILT mode - Auto On

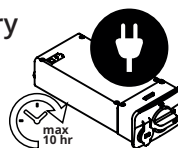


X Rotation mode



X Battery

- Battery low - Charge battery
- Battery full



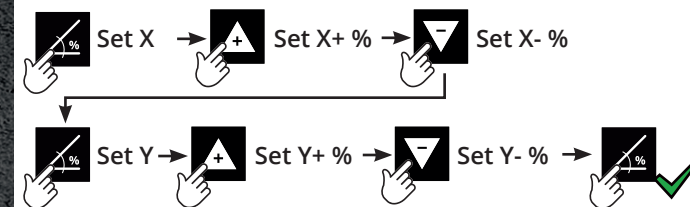
X Out of Level!



X Vertical alignment



X Slope function



Zero set



Remote RCD650



! use TILT in Slope mode for more safety!